

## Warehouse space

Ask for price

1867 m<sup>2</sup>, Prague 9, Horní Počernice, Sezemická

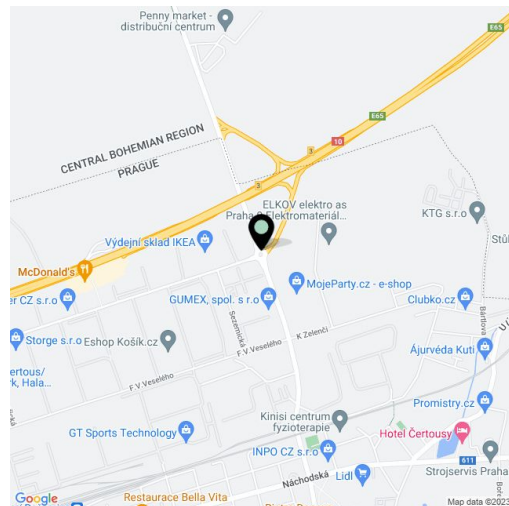


## Warehouse space

Ask for price

1867 m<sup>2</sup>, Prague 9, Horní Počernice, Sezemická

<b>Total area</b>	1867 m <sup>2</sup>
<b>Available area for rent</b>	1867 m <sup>2</sup>
<b>Office area</b>	652 m <sup>2</sup>
<b>Ceiling height</b>	10 m
<b>Floor loading capacity</b>	5 t/m <sup>2</sup>
<b>Column grid structure</b>	—
<b>Structure</b>	Reinforced concrete structure
<b>PENB</b>	C
<b>Reference number</b>	41693



**1 215 sq.m.** of warehouse and **652 sq.m.** of office premises for lease in a logistic park situated 15 minutes from the city center (from Prague). The project consists of 28 warehouse buildings.

**Location:**

The logistic park is situated 15 minutes from Prague's city center, exit 3 on D10 highway (Prague – Mladá Boleslav – Germany). The park is reachable by a shuttle bus – connection to Černý Most (line B) metro station, the Horní Počernice train station is 1 km from the park.

**Features and Services:**

- 24/7 manned security in the area
- Park maintenance

**Warehouse/Industrial premises:**

- Flexible layout with small units from 500 sq.m. to large warehouse space up to 40 000 sq.m.
- Min.1 loading dock per 400-1000 sq.m
- Floor loading capacity 5-8 T/sq.m
- Clear height 10-12 m
- Truck yard 35-45 m
- Column grid structure 24x12 m
- Possible cross docking
- Infa-heating or heating blowers
- Sprinkler system

**Office:**

- Flexible office layout
- Air-conditioning


Rental and service charges listed without VAT. Lessee pays no commission.



# Warehouse space

Ask for price

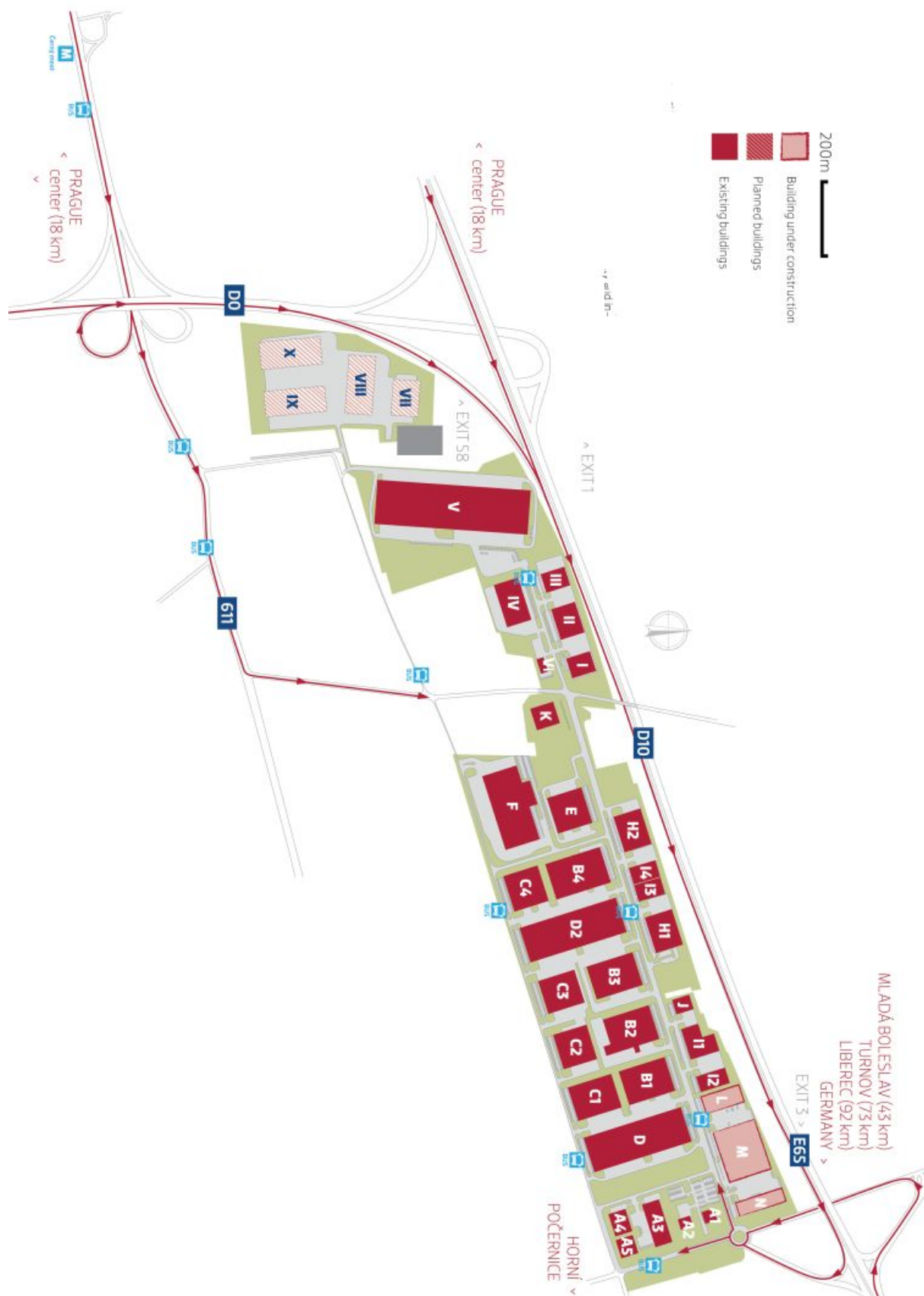
1867 m<sup>2</sup>, Prague 9, Horní Počernice, Sezemická



# Warehouse space

Ask for price

1867 m<sup>2</sup>, Prague 9, Horní Počernice, Sezemická



## Warehouse space

1867 m<sup>2</sup>, Prague 9, Horní Počernice, Sezemická

Ask for price

