




Logistic park

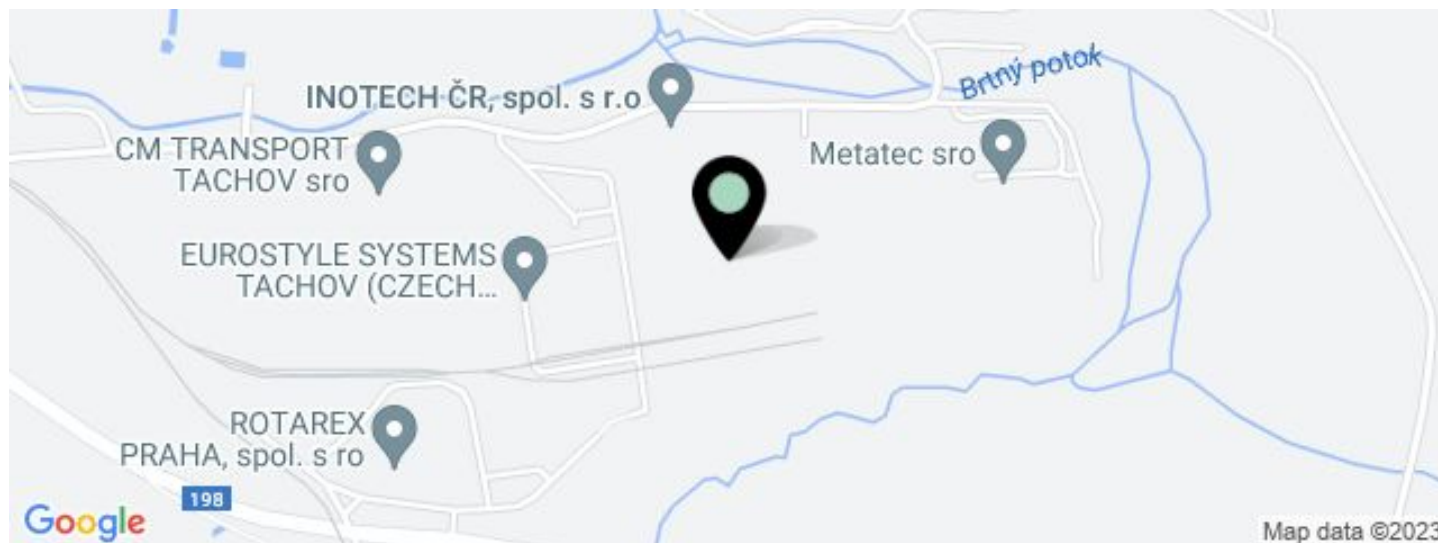
Ask for price

88 000 m², Tachov, Tachov, Oldřichovská



Logistic park

Ask for price

88 000 m², Tachov, Tachov, Oldřichovská

UNIT	AVAILABLE AREA	SERVICES	PARKING	MONTHLY RENT
Building Alfa, available	800 - 2 658 m ²	20 CZK monthly per m ²	Yes	Ask for price
Building Eta, available	3 000 - 18 200 m ²	20 CZK monthly per m ²	Yes	Ask for price
Building Delta, available	13 500 m ²	20 CZK monthly per m ²	Yes	Ask for price
Building Sigma, available	16 500 m ²	20 CZK monthly per m ²	Yes	Ask for price

Logistic park

Ask for price

88 000 m², Tachov, Tachov, Oldřichovská

Total area	88 000 m ²
Available area for rent	50 858 m ²
Ceiling height	10.5 m
Floor loading capacity	5 t/m ²
Column grid structure	—
Structure	Reinforced concrete structure
PENB	A
Reference number	35048

Logistic park offers warehouse, industrial and office space for lease in Tachov, near the German border. Thanks to its location, the park is suitable for domestic as well as international commercial activities. The high standard premises are suitable as a logistics center or light manufacturing and can be adapted based on the client's requirements. Additional buildings are planned to be built in the complex (BTS solution).

Location:

The park is located close to the D5 highway (10km), by exit 128 in the direction towards Germany and exit 136 in the direction from Germany, and offers very good connections to other industrial and commercial companies in Central Europe. Good accessibility by public transport – a bus stop and a train station are close to the park.

Features and Services:

- flexible units (storage/office/light production/showroom)
- property management services
- 24/7 security and CCTV
- property maintenance
- sufficient no. of parking spaces
- high-standard buildings
- accommodation
- canteen

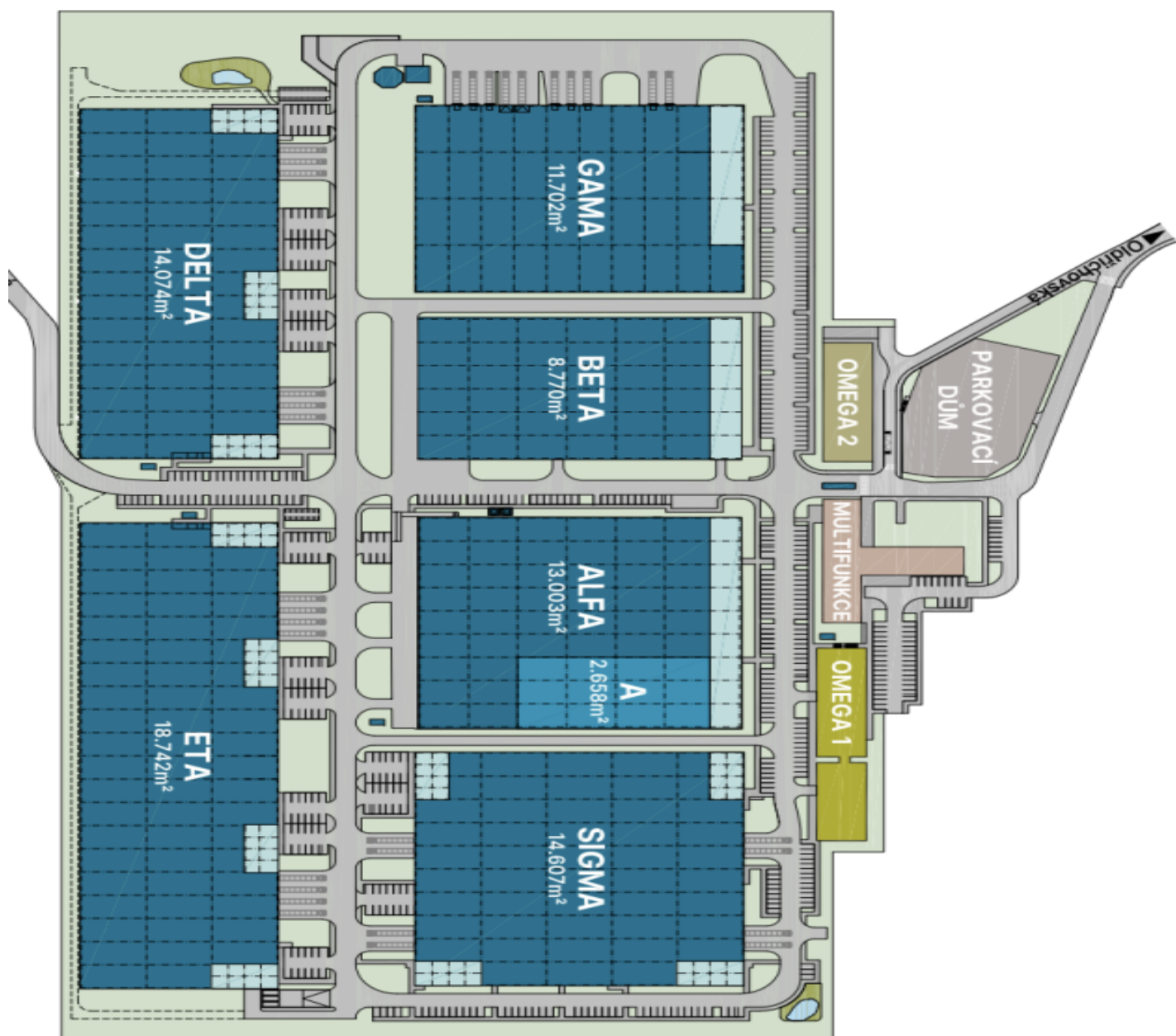
Industrial/Warehouse Space:

- docks, loading ramps and zero level access
- 3,4 x 4,2 m entrance gate
- floor loading capacity of 5 t/sq.m.
- increased loading capacity of roof construction up to 30 kg/sq.m.
- clear ceiling height from 10,5 m
- column grid structure 12 x 24 m
- LED lighting min. 300 Lux
- opening skylights up to 8%
- efficient HVAC technology in the building
- utility connections (water, sewerage, gas, electricity)
- electrical substation with unlimited supply
- 3 500 sq.m. smallest size of independent unit
- Industry 4.0 features (5G, utilities capacity, etc.)

Office:

- turnkey office solution

Lessee pays no commission.



LEGENDA

- VÝROBNÍ A SKLADOVÉ PLOCHY
- KANCELÁŘSKÉ PROSTORY
- MULTIFUNKCE
- PARKOVACÍ DŮM
- DATOVÉ CENTRUM

LEGENDA ALFA unit A

- PRODUCTION AREA 2,658m²