

## Warehouse space

Ask for price

4 589 m<sup>2</sup>, Prague 9, Horní Počernice



## Warehouse space

Ask for price

4 589 m<sup>2</sup>, Prague 9, Horní Počernice

Total area	4 589 m <sup>2</sup>
Ceiling height	10 m
Floor loading capacity	5 t/m <sup>2</sup>
Column grid structure	—
Structure	Reinforced concrete structure
PENB	G
Reference number	23200

**4,563 sq.m.** of warehouse and **26 sq.m.** of office premises for lease in a logistic park situated 15 minutes from the city center (from Prague). The project consists of 28 warehouse buildings; construction of this park commenced 2006. **Available upon agreement within 3 months.**

**Location:**

The logistic park is situated 15 minutes from Prague's city center, exit 3 on D10 highway (Prague – Mladá Boleslav – Germany). The park is reachable by a shuttle bus – connection to Černý Most (line B) metro station, the Horní Počernice train station is 1 km from the park.

**Features and Services:**

- 24/7 manned security in the area
- Park maintenance

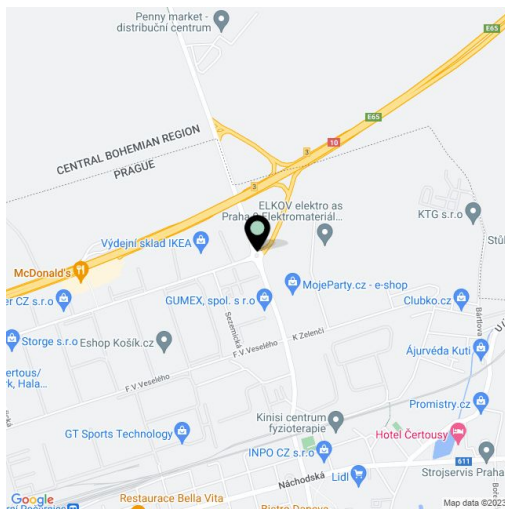
**Warehouse/Industrial premises:**

- Flexible layout with small units from 500 sq.m. to large warehouse space up to 40 000 sq.m.
- Min.1 loading dock per 400-1000 sq.m
- Floor loading capacity 5-8 T/sq.m
- Clear height 10-12 m
- Truck yard 35-45 m
- Column grid structure 24x12 m
- Possible cross docking
- Infa-heating or heating blowers
- Sprinkler system

**Office:**

- Flexible office layout
- Air-conditioning


Rental and service charges listed without VAT. Lessee pays no commission.



# Warehouse space

Ask for price

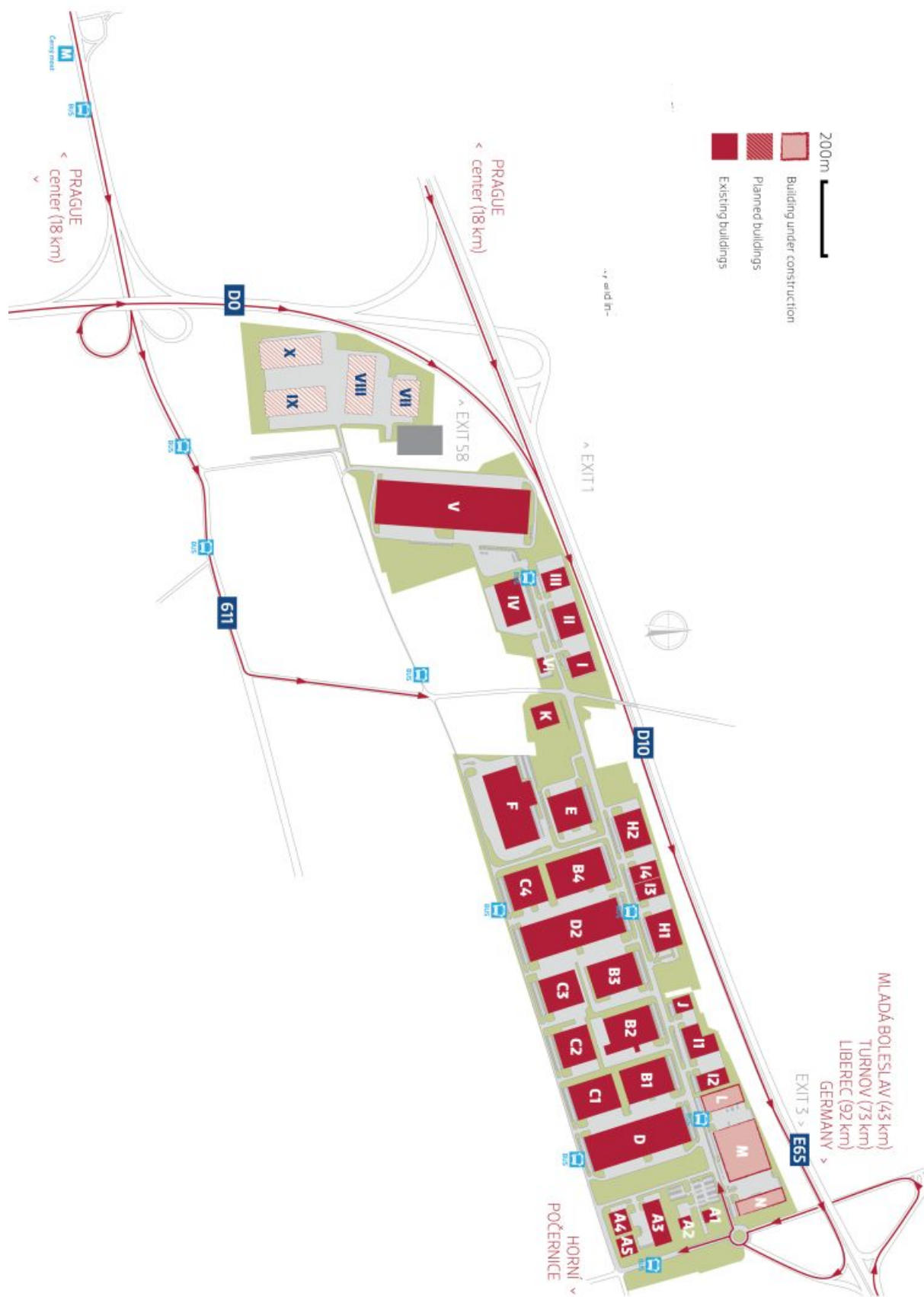
4 589 m<sup>2</sup>, Prague 9, Horní Počernice



# Warehouse space

4 589 m<sup>2</sup>, Prague 9, Horní Počernice

Ask for price



## Warehouse space

4 589 m<sup>2</sup>, Prague 9, Horní Počernice

Ask for price

