



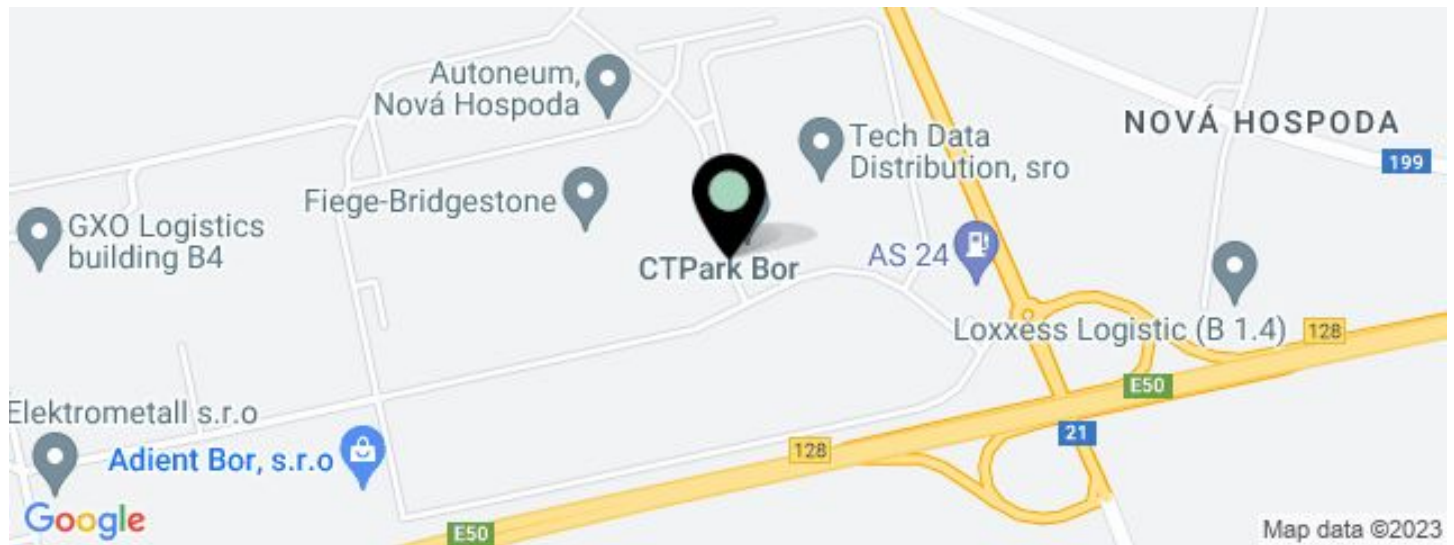
## Logistic park

Ask for price

Plzeň-město, Plzeň, Podnikatelská



Plzeň-město, Plzeň, Podnikatelská



UNIT	AVAILABLE AREA	SERVICES	PARKING	MONTHLY RENT
Building BP4 - available	7 632 m <sup>2</sup>	0 EUR monthly per m <sup>2</sup>	Yes	Ask for price
Building BP26B - planned	5 300 m <sup>2</sup>	0 EUR monthly per m <sup>2</sup>	Yes	Ask for price
Building BP27 - under construction	9 649 m <sup>2</sup>	0 EUR monthly per m <sup>2</sup>	Yes	Ask for price
Building BP28 - under construction	1 480 m <sup>2</sup>	0 EUR monthly per m <sup>2</sup>	Yes	Ask for price
Building BP29 - planned	3 500 m <sup>2</sup>	0 EUR monthly per m <sup>2</sup>	Yes	Ask for price
Building BP30 - under construction	11 344 m <sup>2</sup>	0 EUR monthly per m <sup>2</sup>	Yes	Ask for price
Building BP31 - under construction	4 151 m <sup>2</sup>	0 EUR monthly per m <sup>2</sup>	Yes	Ask for price
Building BP32 - under construction	2 452 m <sup>2</sup>	0 EUR monthly per m <sup>2</sup>	Yes	Ask for price

## Logistic park

[Ask for price](#)

Plzeň-město, Plzeň, Podnikatelská

Available area for rent	45 508 m <sup>2</sup>
Ceiling height	10.5 m
Floor loading capacity	5 t/m <sup>2</sup>
Column grid structure	—
Structure	Reinforced concrete structure
PENB	C
Reference number	13633

Logistic park offering Class-A warehouse, industrial and office space for lease close to Plzen, near the German border. Thanks to its location the park is suitable for domestic and also international activities. The premises are suitable for logistics centers and light manufacturing, offer a high standard of equipment, and can be designed based on specific requests and requirements.

**Location:**

Plzeň is one of the most popular locations in the Czech Republic and welcomes foreign manufacturers and logistics providers due to its geographical position on the D5 highway between Prague, the German border and Nuremberg, Germany.

**Features and Services:**

- Flexible units (storage / office / light production / showroom)
- Onsite property management
- 24/7 security service and CCTV
- Park maintenance
- Sufficient parking space
- High standard of building

**Warehouse/Industrial space:**

- 1 hydraulic ramp at about 600 m<sup>2</sup>
- Min. 1 direct entry to the unit
- Dimension of entrance gate 4x4,5 m
- Floor loading capacity 5 T/sq m
- Clear height 10,5 m
- Column grid structure 12x24 m
- LED Light
- Sprinkler system
- Utility connections (water, sewage, gas, electricity)

**Office:**

- Turn key office
- Clear height 2,75 m
- Air-conditioning
- External blinds

Lessee pays no commission.



Logistic park

Ask for price

Plzeň-město, Plzeň, Podnikatelská

