
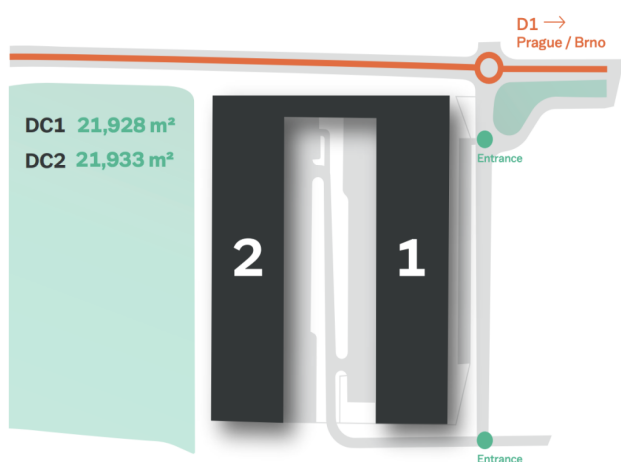


Logistic park

Ask for price

43 861 m², Havlíčkův Brod, Světlá nad Sázavou, Zámecká



- Floor load: 5 tons/m²
- Columns in a modular system of 12 x 24 m
- Dimensions: drive-in door 4 x 4.5 m, loading dock door 2.7 x 3 m
- Airconditioned office unit

Logistic park

Ask for price43 861 m², Havlíčkův Brod, Světlá nad Sázavou, Zámecká

Total area	43 861 m ²
Available area for rent	43 861 m ²
Ceiling height	12 m
Floor loading capacity	5 t/m ²
Column grid structure	—
Structure	Reinforced concrete structure
PENB	G
Reference number	106743

Logistický park offers for lease warehouse, production and office space in Světlá nad Sázavou. The premises are suitable for storage, logistics or light production. It offers a high standard and the facilities can be adapted to the client's requirements. Available within 9 to 12 months after signing the contract.

Location:

The premises are located in Světlá nad Sázavou.

Facilities and Services:

- Flexible units (warehouse / office / light production / showroom).
- Property management on site
- On-site security service (24/7)
- Sufficient parking area

Industrial/warehouse space:

- Drive-in door 4 × 4,5 m
- Loading dock door 2,7 × 3 m
- Floor loading capacity 5 t/sq.m.
- Clear height 12 m
- Column module 12x24 m
- Power input 1,5 MW
- BREEAM certification

Offices:


- Air-conditioned offices

Tenant does not pay commission.

Logistic park

43 861 m², Havlíčkův Brod, Světlá nad Sázavou, Zámecká

Ask for price



Logistic park

43 861 m², Havlíčkův Brod, Světlá nad Sázavou, Zámecká

Ask for price

- Floor load: 5 tons/m²
- Columns in a modular system of 12 x 24 m
- Dimensions: drive-in door 4 x 4,5 m, loading dock door 2,7 x 3 m
- Airconditioned office unit

