

Apartment One-bedroom (2+kk)

€ 411 835 | CZK 10 300 000

68.75 m², Prague 4, Michle, U Michelského mlýna

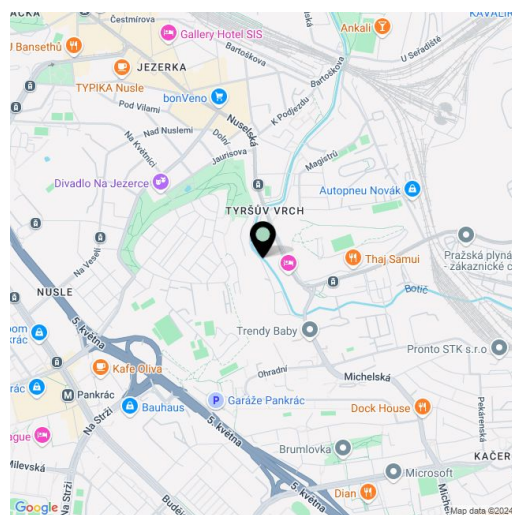


Apartment One-bedroom (2+kk)

€ 411 835 | CZK 10 300 000

68.75 m², Prague 4, Michle, U Michelského mlýna

Total area	100 m ²
Floor area*	69 m ²
Terrace	31 m ²
Parking	Yes
Cellar	2 m ²
PENB	B
Reference number	106561



* Area of the unit according to the Civil Code. The area consists of the sum total area of the entire unit bounded by perimeter walls.

This new apartment with a terrace will be part of an apartment building with an elegant brick facade and parking, which is currently being built 270m from the Jezerka park and a 5-minute walk from the nearest tram stop. A quiet place full of greenery in Prague 4 is on the border of Michle, Nusle and Pankrác, just 12 minutes from the city center by public transport. Completion is scheduled for Q2/2026.

The area of the apartment on the ground floor (4.9 m above the pavement level) will be divided into a living room with access to an east-facing terrace, a bedroom, a bathroom, a separate toilet and a vestibule. There will be preparation for the kitchen by the living room.

The high standard includes three-layer Boen wooden floors, large-area windows with electrically controlled blinds, Villeroy & Boch sanitary ware, Hansgrohe taps in matt black, large-format wall and floor tiles, fire-resistant entrance doors, interior doors with concealed hinges and magnetic locks, hot water underfloor heating, heat recovery and preparation for air conditioning. The purchase price includes a cellar. It is possible to purchase a garage space.

The Michelské údolí residential project is being built in a quiet and green part of Prague 4, in a one-way side street. The neighborhood is full of restaurants and shops, just a few steps away from the bus and tram stop. The new metro line D will increase the accessibility in the near future. You can quickly connect to the main road by car. The area offers a wide range of sports and walk possibilities in the countryside, the Jezerka park or Tyršův hill are nearby, and a cycle path runs directly around the residence.

Floor area 68,75 m², terrace 31.4 m², cellar 2.25 m².

MICHELSKÉ ÚDOLÍ

Byt 10.2

2 + KK INP

01 PŘEDSÍŇ	7,35
02 OBÝVAČÍ POKOJ S KK	36,80
03 POKOJ	14,45
04 KOUPELNA	3,70
05 WC	1,70

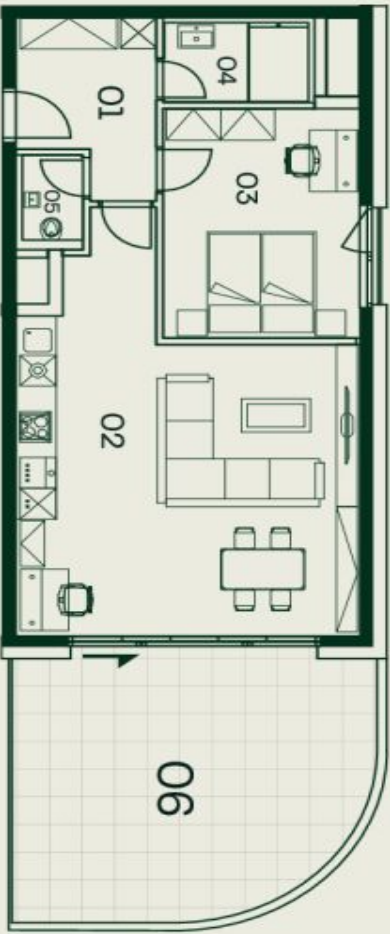
Užitná plocha: 64,00 m²
Poldahová plocha: 68,75 m²

06 TERASA	31,40
-----------	-------

Celková plocha: 100,15 m²
Sklepní kóje: 2,25 m²

michelskeudoli.cz
+420 724 551 238
info@michelskeudoli.cz



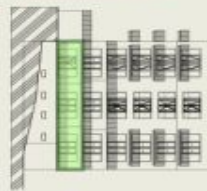





POLOHA BYTU



INP



MĚŘITVO



Poznámka: Plochy jednotlivých místností jsou pouze orientační. Vzhled zařazení v podlahových krytinách, kuchyňské linky, elektrické spotřebiče, atd.) není součástí dodávky. Rozsah dodávky, specifikace konstrukcí, povrchové úpravy a vybavení jsou specifikovány ve smlouvě o prodeji, které je přílohou smlouvy o budoucí kupní smlouvě. Vězeňské mají pouze ilustrační charakter. Developer si tímto vyhrazuje právo na případné změny úpravy a doplnění tohoto prodáváho listu.