



## Industrial space

25 164 m<sup>2</sup>, Litoměřice, Lovosice

Ask for price

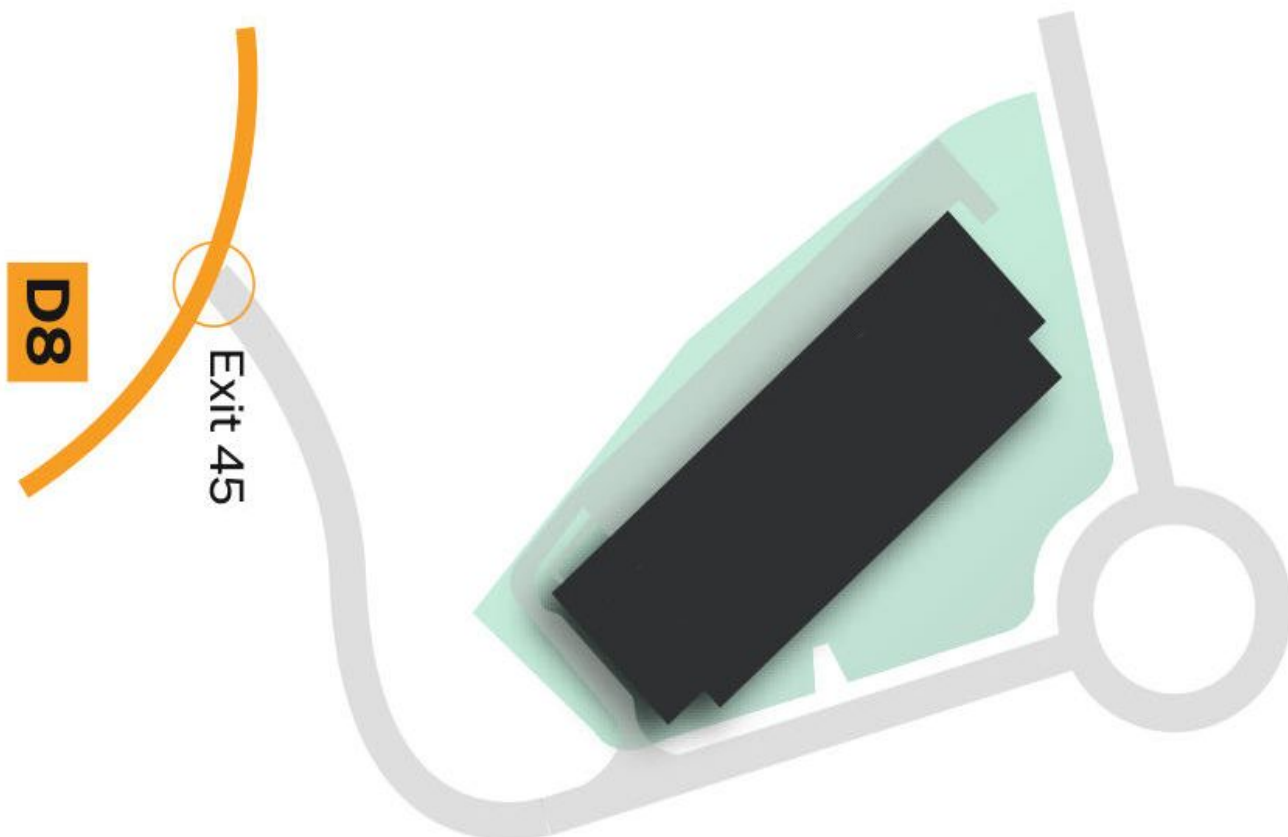





25 164 m<sup>2</sup>, Litoměřice, Lovosice

**Size**  
**25,164 m<sup>2</sup>**

Prague	67 km
Dresden	80 km
Brno	270 km
München	440 km





- Columns in a modular system of 12 x 24 m
- Floor load: 5 tons/m<sup>2</sup> (3.2 tons per a 12 x 14 cm rack foot)
- Dimensions: drive-in door 4 x 4.5 m, loading dock door 2.7 x 3 m
- Airconditioned office unit